

THE RS 3400 X-RAY BLOOD IRRADIATOR

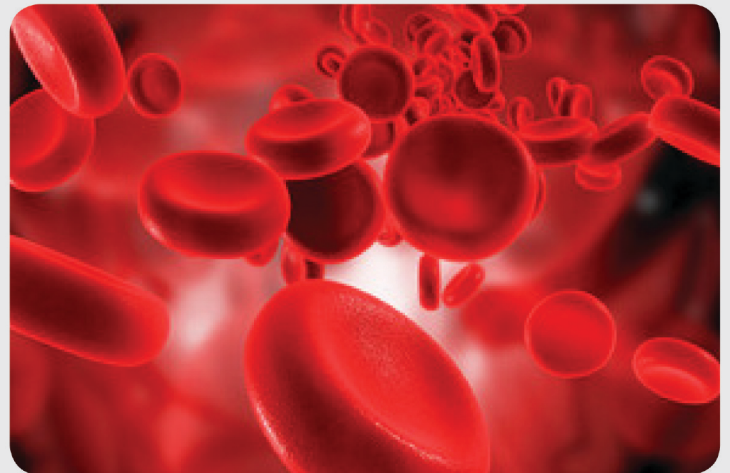


featuring


Simultaneously Irradiates Six Blood Products, in 5 minutes, with Excellent Dose Uniformity and Reliability. *That's the Power of the QuaStar® Technology in the RS 3400.*

RS 3400 Features

- Patented rotator holds 1 to 6 blood product canisters or syringe holders that circulate around the QuaStar® X-Ray Source providing excellent dose uniformity.
- Cycle time for 25 Gy center dose is less than 5 minutes.
- Direct replacement for Cesium irradiators.
- Single X-Ray Power Supply and QuaStar® Tube that run at less than 40% of maximum power providing for increased longevity.
- Six 1 liter canisters for conveniently loading a variety of blood products (whole blood, platelets, & syringes) in the same cycle.
- Mounted on wheels for easy installation.
- RS 3400 is US-FDA cleared and CE marked.



The RS 3400 is a medical device (FDA 510k), which uses X-Rays when the irradiation of blood products for Graft Versus Host Disease (GVHD) is indicated. This irradiator is a direct replacement for Cesium irradiators and has no security, shielding disposal, or NRC site license requirements.



678-765-7900
radsource.com

Leading the Way in Non-Nuclear Radiation



Patent # 7346147, Patent # 7515686, Patents Pending
MKT009-05/17

THE RS 3400 X-RAY BLOOD IRRADIATOR



Rad Source Technologies, Inc. is Leading the Way in Non-nuclear Irradiation with our comprehensive line of commercial X-Ray irradiation products designed to replace gamma isotope irradiators.

- Blood Products
- Small Animal Research
- Cell Research
- SIT/SIR
- Viral Inactivation
- Food Irradiation Testing
- Other Applications

QuaStar® Technology

Like a quasar, the most potent X-Ray source in the universe, the Rad Source QuaStar® proprietary tube technology produces high output X-Ray radiation efficiently and reliably for a wide variety of irradiation applications. Uniquely capable of creating more X-Rays per unit power, QuaStar® is only available from Rad Source Technologies, Inc. Another feature of the QuaStar® is that it is easily replaceable and repairable. All Rad Source devices are made in the USA.

Safety and Quality

- All irradiators receive a quality inspection, dose map, and radiation survey prior to shipment and again at installation.
- All Rad Source irradiators are manufactured as cabinet X-Ray devices and conform to the radiation safety guidelines in US CFR 1020.40.
- Available for purchase: Barcode Scanner, Syringe Holders, Extra Canisters, and Phantoms.

Specifications

Dimensions

Height 191.0 cm [75 in]
Width 120 cm [47 in]
Depth 86 cm [34 in]

Electrical Requirements

Single phase, 50/60Hz,
208-240VAC,
30A [L₁L₂/N, GND]

Cooling System

Self-contained
on-board cooling system.
No external water
connections required.

Irradiation Guidelines

USA (FDA): 15 Gy min./
25 Gy central/50 Gy max.


Europe (EDQM) & UK
(BCSH): 25 Gy min./
50 Gy max.

Weight

1111 kg [2450 lbs]

The performance of the RS 3400 has been great. The staff have not had any issues using the irradiator. Very simple to operate and user friendly. I would purchase another RS 3400 and would recommend this product. Great company to work with.

- Greg Early, Blood Bank Manager, Children's Hospital of Alabama



Set of Dose Mapping Phantoms

A set of phantoms is required to perform dosimetry and available for purchase. Please contact Rad Source or your local distributor for further information.



Spare Set of Canisters

All irradiators come with 6 canisters. An additional set of 6 canisters can be purchased. Dimensions: 10.2 cm x 12.7 cm [4 in x 5 in] / 1 liter



Syringe Holder

Accepts 30ml or 60ml drawn syringes. Syringe holders can be run in the same cycle as whole blood and platelets.